



BY HEATRAESADIA



DATA SHEET

Megaflo Eco Indirect

UNVENTED CYLINDER

Megaflo Eco unvented cylinders are your first choice for conserving energy while providing superior hot water performance. With a lifetime guarantee* for total peace of mind and made in the UK from high quality duplex stainless steel, Megaflo Eco is unrivalled in delivering high power showering and fast filling baths, even at low pressures. Featuring our internal expansion system and complete with a long life back up immersion heater, installation is quicker and easier too.

76
l/min
at 3 bar

MAX FLOW

12
kW

MAXIMUM OUTPUT

70-300
Litres

NOMINAL CAPACITY

60
mm

INSULATION



FEATURES

- Internal expansion with floating baffle
- Insulated T&P valve and 60mm thick cylinder insulation
- High grade duplex stainless steel
- Coil in coil heat exchanger

Megaflo Eco delivers up to 76 litres per minute of hot water at 3 bar pressure

BENEFITS

- Neat appearance, saves space and reduces installation time
- Best possible heat retention and energy efficiency
- High corrosion resistance and a high strength to weight ratio
- Maximises the amount of water that can be heated in the quickest time
- Outstanding hot water performance without the need for shower pumps or tanks, even at low pressures

*In domestic installations

Megaflo Eco Indirect

UNVENTED CYLINDER

SPECIFICATIONS

Model	70i	125i	145i	170i	210i	250i	300i
Product code	95050461	95050463	95050465	95050467	95050469	95050472	95050475
Nominal capacity (litres)	70	125	145	170	210	250	300
Internal expansion with floating baffle	√	√	√	√	√	√	√
Insulation thickness (mm)	60	60	60	60	60	60	60
Immersion heater rating (kW)	1 x 3	1 x 3	1 x 3	1 x 3	1 x 3	1 x 3	1 x 3
Weight empty (kg)	25	31	35	39	43	50	58
Weight full (kg)	125	180	204	233	253	300	358
Standing heat loss (kWh/24h)	0.91	1.05	1.18	1.2	1.42	1.61	1.69
Standing heat loss (kWh/year)	332.15	383.25	430.2	438	518.3	587.65	616.85
Max flow at 3 bar (l/min)**	76	76	76	76	76	76	76
Max flow at 1 bar (l/min)**	45	45	45	45	45	45	45
Recovery time at 15L/min, 80°C primary flow, from 15°C to 60°C	17	23	24	22	28	34	39
Recovery 70% draw off (mins)	10	15	17	16	19	23	27

ERP TECHNICAL DATA

Storage volume V in litres @ 3 bar	92	137	155	178	195	233	283
Standing loss in W	38	44	49	50	59	67	70
The water heating energy efficiency class of the model	B	B	B	B	B	C	C
The thermostat temperature settings of the water heater, as placed on the market by the supplier	60°C						

TECHNICAL SPECIFICATION

Maximum supply pressure to incoming mains cold water combination valve (supplied)	1.6 MPa (16 bar)
Minimum recommended supply pressure and flow rate	0.15 MPa (1.5 bar) – 20 litres per minute
Operating pressure	0.3 MPa (3 bar)
Inner water container	High grade duplex stainless steel pressure tested to 15 bar
Thermal insulation (nominal thickness 60mm)	CFC/HCFC free, fire retardant expanded polyurethane foam with zero ozone depletion Global warming potential (GWP) = 3.1
Pressure relief valve	0.8 MPa (8 bar)
Immersion heater rating (AC supply only)	3kW @ 240V 2.8kW @ 230V
Connections	22mm compression / 3/4" BSP male Secondary return 1/2" BSP female connection
Domestic Hot Water Expansion	Megaflo Eco Indirect has an internal air gap with floating baffle, which accommodates hot water expansion. Meaning that there is no need to fit an external expansion vessel

COMPONENTS

The following components are supplied as standard with Megaflo Eco Indirect

Immersion(s)	Factory fitted immersion heater(s) and thermal controls. Long-life superloy 825 alloy sheathed element(s).
Cold water	Cold water inlet control kit comprising of 0.3MPa (3 bar) pressure reducing valve, 0.8MPa (8 bar) pressure relief valve (BS EN 1567, BS EN1491, EN 13959) 1/4 turn isolating valve, line strainer, non-return valve, drain valve with hose connector, nuts and olives
Safety	Factory fitted temperature and pressure relief valve set at 90°C / 1 Mpa (10 bar) (BS EN 1490) inc. T&P valve insulation kit 15/22mm Tundish Additional thermostat and thermal cut out
Electrical	Wiring centre 22mm 2 port motorised valve

ACCESSORIES

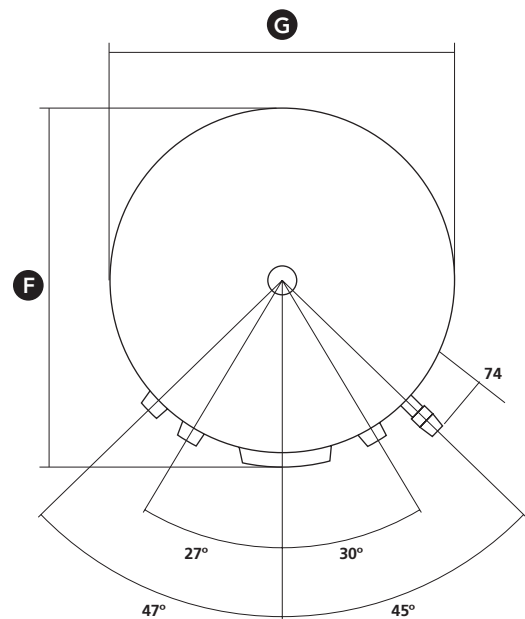
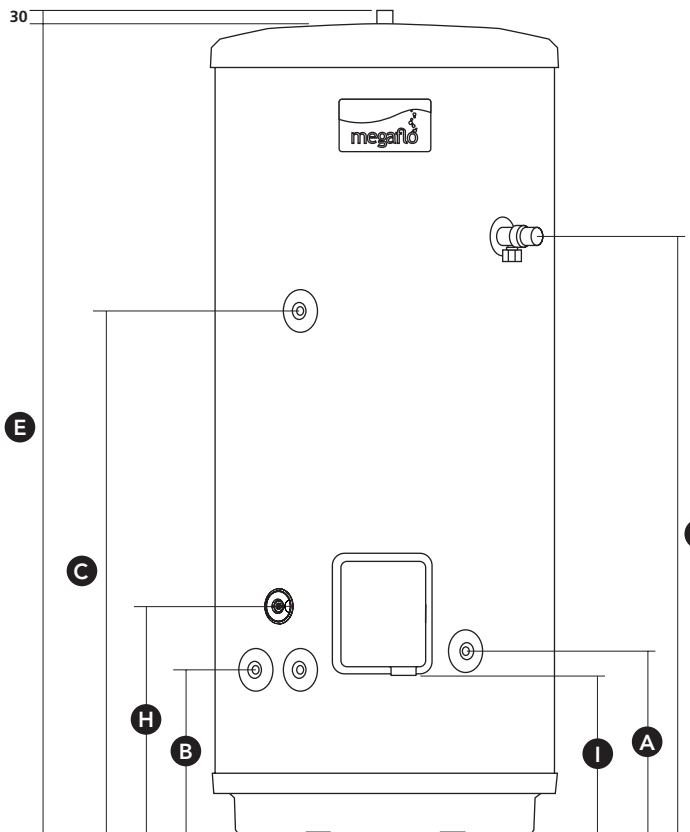
Titanium Indirect Control Assembly and Immersion Heater	95 970 554
---	------------

DIMENSIONS

Model	70i	125i	145i	170i	210i	250i	300i
A DHW inlet (mm)	414	414	414	414	414	414	414
B Primary coil connections (mm)	373	373	373	373	373	373	373
C Secondary return (mm)	–	709	810	934	1011	1238	1526
D T&P relief valve (mm)	495	794	895	1020	1095	1323	1574
E Height (mm)	802	1102	1229	1384	1486	1738	2053
F Depth (mm)	600	600	600	600	600	600	600
G Width (mm)	579	579	579	579	579	579	579
H Sensor pocket (mm)	410	410	410	410	410	410	410
I Cable entry lower (mm)	275	275	275	275	275	275	275

FRONT VIEW

PLAN VIEW





BY HEATRAESADIA



DATA SHEET

Megaflo Eco Indirect

UNVENTED CYLINDER

CODES OF PRACTICE/LEGISLATION

EU Directives:

- Pressure Equipment Directive 97/23/EC.
- Low Voltage Directive (LVD) 2014/30/EU.
- RoHS (Restriction of certain Hazardous Substances) Directive 2011/65/EU.
- Electromagnetic Compatibility (EMC) Directive 2014/35/EU.

Legislation:

- Building Regulations Part G and Part L (England and Wales).
- Scottish Building Standards Section 4 and Section 6.
- Building Regulations (Northern Ireland) Parts F1 and F2 and Part P.
- Water Supply (Water Fittings) Regulations (England and Wales).
- The Water Byelaws 2004 (Scotland).
- Water Supply (Water Fittings) Regulations (Northern Ireland).

Standards:

- Relevant clauses of the following standards are complied with:
- EN 12897 – Specification for indirectly heated unvented cylinders.
- Safety-Particular requirements for storage water heaters.
- The stainless steel materials used comply with the relevant clauses of:
- EN 10088 – Technical delivery conditions for sheet/plate and strip of corrosion resisting steels for general purposes.

Components supplied comply with the following standards:

- BS EN 1490 Building Valves – Combined Temperature and Pressure Relief Valves.
- BS EN 1491 Building Valves – Expansion Valves.
- BS 6144 Specification for Expansion Vessels Using An Internal Diaphragm For Unvented Water Supply Systems.
- BS EN 1567 Building Valves – Water Pressure Reducing Valves and Combination Reducing Valves.
- BS EN 60730-1 Automatic Electrical Controls – For households and similar use. Part 1: General Requirements.
- BS EN 60730-2-8 Automatic Electrical Controls – Particular Requirements for Electrically Operated Water Valves.
- BS EN 13959 Anti-pollution Check Valves.

The use of these water heaters will aid in compliance with:

- Health and Safety Executive Approved Code of Practice L8: The control of legionella bacteria in water systems.
- BS EN 806 Parts 1 to 5: Specification for installations inside buildings conveying water for human consumption.
- BS 8558 Guide to the design, installation, testing and maintenance of services supplying water for domestic use within buildings.
- Chartered Institute of Building Services Engineers Guide B and Guide F.

Manufactured in a factory approved to:

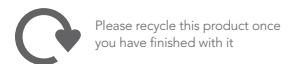
- BS EN ISO 9001
- OHSAS 18001
- ISO 50001
- ISO 14001

Megaflo Eco approvals:

- Kiwa Certification Number: 1608707.
- Nemko Certification Number: P10213136/A6.



For more information
 01603 420220 | enquiries@megaflo.com
 megaflo.com



Issue 2 2017